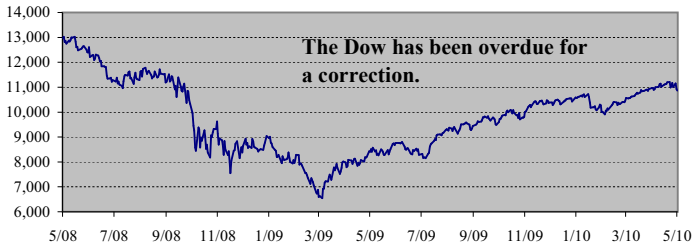
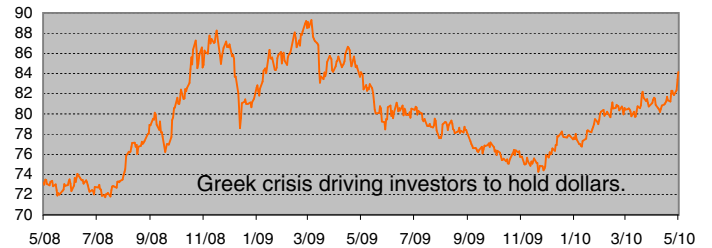


Market & Economic Dashboard - April 2010 (Data represents rolling 2 year period)

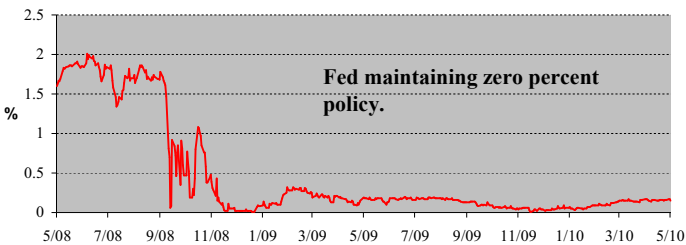
Dow Jones Industrial Average



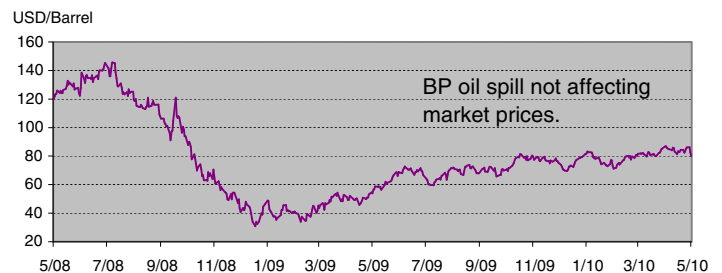
US Dollar Index



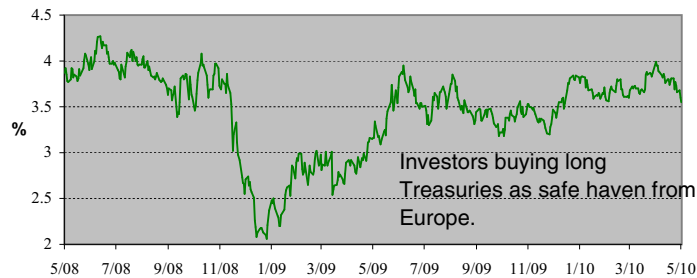
**90 Day Treasury Bill
 (Short Term Interest Rates)**



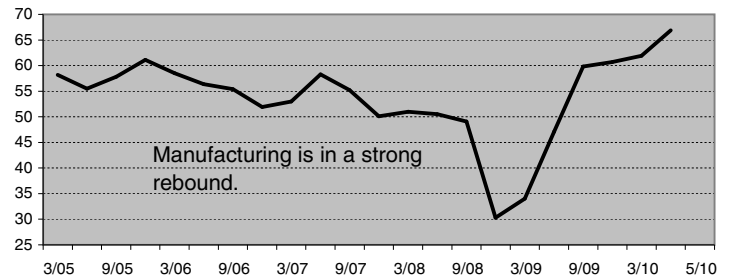
Crude Oil Prices



**10 Year Treasury Bond
 (Long Term Interest Rates)**



**ISM Production Index
 (5 year period)**



Established 1995

Woodley Farra Manion Portfolio Management, Inc.
 Independent Research & Investment Management

One Indiana Square • Suite 2254 • Indianapolis, IN 46204
 317.269.0224 • Fax 317.269.0227 • woodleyfarra.com